

Dear Parents/Carers,

Thank you to those of you who have already signed up for Tapestry, our online learning journal.

I have attached some images which will take you through the steps to enable you to add a memory for your child.

We would love you to share any WOW moments that happen at home. For example, your child getting dressed independently for the first time, independent mark making, walks around the local area, any special family events.


At Broad Oak we value your input and it helps us to create a more rounded profile for your child.

If you need any help or require further information please don't hesitate to speak to Miss Fisher.

We can't wait to see all the exciting things that your child gets up to at home.


Miss Fisher. (EYFS Phase Leader)

USING THE TAPESTRY APP



Tapestry

Download the Tapestry app for free. The app is available for Apple and android devices. (Phone and tablet / iPad apps available).



TAPESTRY


Email

Password

Login

[Login not working?](#)

Login using your email address and password. Remember that your password may have a capital letter at the beginning.



TAPESTRY

Your name will appear here.

Enter PIN

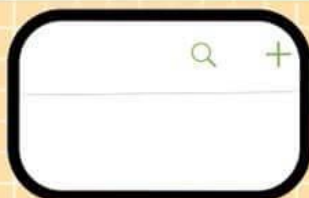
Login

Log Out

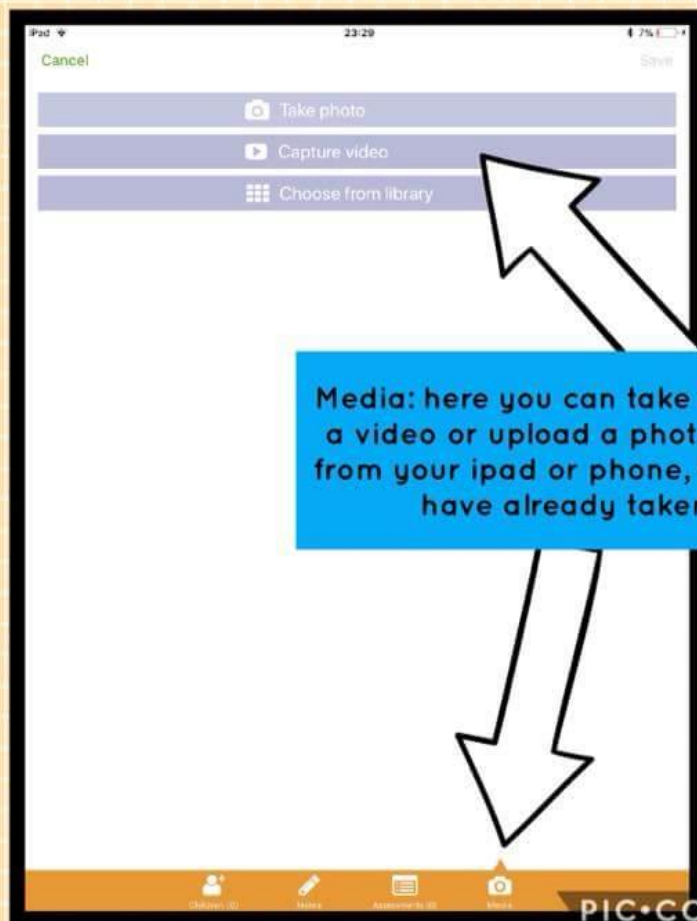
The next time you login, it will be quicker, as you will only have to put in your pin that you have set.

PIC•COLLAGE

Adding an observation / memory



Top right side you will see a cross. This is to 'add' an observation of your child.



Media: here you can take a photo, a video or upload a photo/video from your ipad or phone, that you have already taken.

PIC•COLLAGE

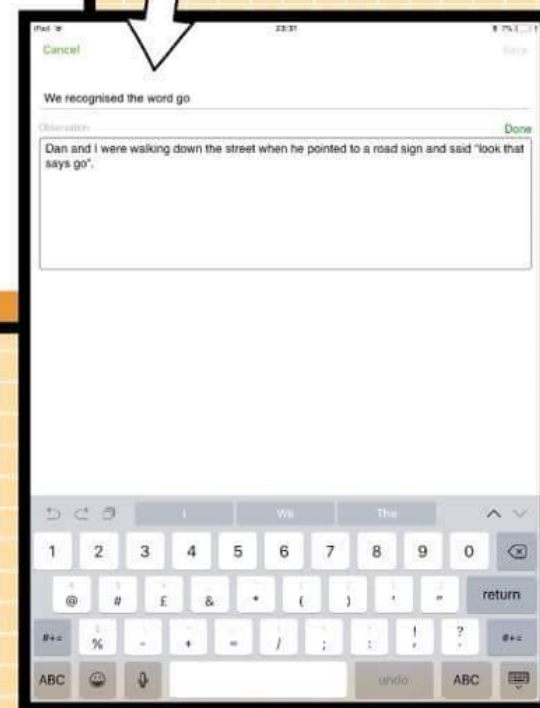
Adding an observation / memory



I have added an example title and note. You must add a 'title', otherwise the observations / memory will not upload.



Tap 'notes' to add a title and a note about your photo / video.



PIC•COLLAGE

Adding an observation / memory



When you have finished click 'save' in the top right corner.

A box will pop up. Click save observation to 'save' and finish later. Click 'publish now' to send the observation / memory straight to the child's learning journey.

PIC•COLLAGE

Looking at observations / memories



Do you know that parents, carers and teachers can leave comments on a child's work?

The title of your child's observation will appear here.



A note about the observation / memory will appear here

You can 'like' your child's work and also leave a comment.



PIC•COLLAGE